

(i) The Shareholding Pattern of the Company as per Clause 35 of the Listing Agreement as on 31.03.2018

Sr. No.	Name of Listed Entity: PH Trading Limited			
1.	Scrip Code/Name of Scrip/Class of Security: (CSE)/EQUITY 4975			
2.	Share Holding Pattern Filed under: Reg. 31(1)(a)/Reg. 31(1)(b)/Reg.31(1)(c)			
	a.	If under 31(1)(b) then indicate the report for Quarter ending 31 st March, 2018		
	b.	If under 31(1)(c) then indicate date of allotment/extinguishment		
3.	Declaration: The Listed entity is required to submit the following declaration to the extent of submission of information:-			
		Particulars	Yes*	No*
	1	Whether the Listed Entity has issued any partly paid up shares?	-	No
	2	Whether the Listed Entity has issued any Convertible Securities or Warrants?	-	No
	3	Whether the Listed Entity has any shares against which depository receipts are issued?	-	No
	4	Whether the Listed Entity has any shares in locked-in?	-	No
	5	Whether any shares held by promoters are pledge or otherwise encumbered?	-	No
	* If the Listed Entity selects the option 'No' for the questions above, the columns for the partly paid up shares, Outstanding Convertible Securities/Warrants, depository receipts, locked-in shares, No of shares pledged or otherwise encumbered by promoters, as applicable, shall not be displayed at the time of dissemination on the Stock Exchange website. Also wherever there is 'No' declared by Listed Entity in above table the values will be considered as 'Zero' by default on submission of the format of holding of specified securities.			

For PH TRADING LTD

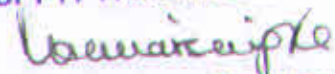
Amal K. P. S.

Director

Table I - Summary Statement holding of specified securities

Category	Category of shareholder	Nos. of share holders	No. of fully paid up equity shares held	No. of Partly paid-up equity shares held	No. of shares underlying Depository Receipts	Total nos. shares held	Shareholding as a % of total no. of shares (calculated as per SCRR, 1957)	Number of Voting Rights held in each class of securities			No. of Shares Underlying Outstanding convertible securities	Shareholding, as a % assuming full conversion of convertible securities (as a % of diluted share capital)	Number of Locked in shares		Number of Shares pledged or otherwise encumbered		Number of equity shares held in dematerialised form	
								No of Voting Rights					Total as a % of (A+B+C)	No. (a)	As a % of total Shares held (b)	No. (a)		As a % of total Shares held (b)
								Class. eg: X	Class. eg: Y	Total								
(I)	(II)	(III)	(IV)	(V)	(VI)	(VII) = (IV)+(V)+(VI)	(VIII) As a % of (A+B+C2)	(IX)			(X)	(XI) = (VII)+(X) As a % of (A+B+C2)	(XII)		(XIII)		(XIV)	
(A)	Promoter & Promoter Group	11	314950	0	0	314950	65.61	314950	0	314950	65.61	0	65.61	0	0	0	0	314950
(B)	Public	37	165050	0	0	165050	34.39	165050	0	165050	34.39	0	34.39	0	0	0	0	44010
(C)	Non Promoter - Non Public	0	0	0	0	0	0	0	0	0	0	0	0	0	0	0	0	0
(C1)	Shares Underlying DRs	0	0	0	0	0	0	0	0	0	0	0	0	0	0	0	0	0
(C2)	Shares Held By Employee Trust	0	0	0	0	0	0	0	0	0	0	0	0	0	0	0	0	0
	Total	48	480000	0	0	480000	100.00	480000	0	480000	100.00	0	100.00	0	0	0	0	358960

For PH TRADING LTD



Director

Table II - Statement showing shareholding pattern of the Promoter and Promoter Group

Category & Name of the shareholders	PAN	Nos. of shareholders	No. of fully paid up equity shares held	Partly paid-up equity shares held	No. of shares underlying Depository Receipts	Total nos. shares held	Shareholding % calculated as per SCRR, 1957 As a % of (A+B+C 2)	Number of Voting Rights held in each class of securities				No. of Shares Underlying Outstanding convertible securities (including Warrants)	Shareholding, as a % assuming full conversion of convertible securities (as a % of diluted share capital)	Number of Locked in shares		Number of Shares pledged or otherwise encumbered		Number of equity shares held in dematerialised form		
								No of Voting Rights			Total as a % of (A+B+C)			No. (a)	As a % of total Shares held (b)	No. (a)	As a % of total Shares held (b)			
								Class eg: X	Class eg: Y	Total										
(I)	(II)	(III)	(IV)	(V)	(VI)	(VII) = (IV)+(V) + (VI)	(VIII) As a % of (A+B+C 2)	(IX)				(X)	(XI) = (VII)+(X) as a % of (A+B+C2)	(XII)		(XIII)		(XIV)		
1 Indian																				
(a) Individuals / Hindu Undivided Family		9	290750	0	0	290750	60.57	290750	0	290750	60.57	0	60.57	0	0	0	0	0	0	290750
PRAKASH CHANDRA HIMATSINGKA	AAQPH3238R	1	45810	0	0	45810	9.54	45810	0	45810	9.54	0	9.54	0	0	0	0	0	0	45810
PRAKASH CHANDRA VIKRAM KUMAR(HUF)	AACHP6335H	1	22900	0	0	22900	4.77	22900	0	22900	4.77	0	4.77	0	0	0	0	0	0	22900
MADHURI DEVI HIMATSINGKA	AANPH4865R	1	47600	0	0	47600	9.92	47600	0	47600	9.92	0	9.92	0	0	0	0	0	0	47600

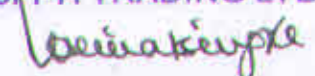
For PH TRADING LTD

 Director

Table II - Statement showing shareholding pattern of the Promoter and Promoter Group

Category & Name of the shareholders	PAN	Nos. of shareholders	No. of fully paid up equity shares held	Partly paid-up equity shares held	No. of shares underlying Depository Receipts	Total nos. shares held	Shareholding % calculated as per SCRR, 1957 As a % of (A+B+C 2)	Number of Voting Rights held in each class of securities				No. of Shares Underlying Outstanding convertible securities (including Warrants)	Shareholding, as a % assuming full conversion of convertible securities (as a % of diluted share capital)	Number of Locked in shares		Number of Shares pledged or otherwise encumbered		Number of equity shares held in dematerialised form
								No of Voting Rights			Total as a % of (A+B+C)			No. (a)	As a % of total Shares held (b)	No. (a)	As a % of total Shares held (b)	
								Class eg: X	Class eg: Y	Total								
(I)	(II)	(III)	(IV)	(V)	(VI)	(VII) = (IV)+(V)+(VI)	(VIII) As a % of (A+B+C 2)	(IX)				(X)	(XI) = (VII)+(X) as a % of (A+B+C2)	(XII)		(XIII)		(XIV)
VIKRAM KUMAR HIMATSINGKA	AAQPH2906N	1	46000	0	0	46000	9.58	46000	0	46000	9.58	0	9.58	0	0	0	0	46000
ADITI HIMATSINGKA	AEIPB4750N	1	49710	0	0	49710	10.36	49710	0	49710	10.36	0	10.36	0	0	0	0	49710
RAVI SHANKAR JHUNJHUNWALA	AABPJ5051B	1	200	0	0	200	0.04	200	0	200	0.04	0	0.04	0	0	0	0	200
AVISHEK HIMATSINGKA	AASPH1474M	1	49650	0	0	49650	10.34	49650	0	49650	10.34	0	10.34	0	0	0	0	49650
ANURADHA HIMATSINGKA	AASPM5653P	1	28580	0	0	28580	5.95	28580	0	28580	5.95	0	5.95	0	0	0	0	28580

FOURPH TRADING LTD



Director

Table II - Statement showing shareholding pattern of the Promoter and Promoter Group

Category & Name of the shareholders	PAN	Nos. of shareholders	No. of fully paid up equity shares held	Partly paid-up equity shares held	No. of shares under lying Depository Receipts	Total nos. shares held	Shareholding % calculated as per SCRR, 1957 As a % of (A+B+C 2)	Number of Voting Rights held in each class of securities				No. of Shares Underlying Outstanding convertible securities (including Warrants)	Shareholding, as a % assuming full conversion of convertible securities (as a % of diluted share capital)	Number of Locked in shares		Number of Shares pledged or otherwise encumbered		Number of equity shares held in dematerialised form
								No of Voting Rights			Total as a % of (A+B+C)			No. (a)	As a % of total Shares held (b)	No. (a)	As a % of total Shares held (b)	
								Class eg: X	Class eg: y	Total								
(i)	(ii)	(iii)	(iv)	(v)	(vi)	(vii) = (iv)+(v) + (vi)	(viii) As a % of (A+B+C 2)	(ix)				(x)	(xi) = (vii)+(x) as a % of (A+B+C2)	(xii)		(xiii)		(xiv)
AJIT KUMAR BHUWALKA	AGZPB4007B	1	300	0	0	300	0.06	300	0	300	0.06	0	0.06	0	0	0	0	300
(b) Central Government / State Government(s)		0	0	0	0	0	0	0	0	0	0	0	0	0	0	0	0	0
(c) Financial Institutions / Banks		0	0	0	0	0	0	0	0	0	0	0	0	0	0	0	0	0
(d) Any Other (Specify)		0	0	0	0	0	0	0	0	0	0	0	0	0	0	0	0	0
Bodies Corporate		2	24200	0	0	24200	5.04	24200	0	24200	5.04	0	5.04	0	0	0	0	24200

For PH TRADING LTD

Venkatraj
Director

Table II - Statement showing shareholding pattern of the Promoter and Promoter Group

Category & Name of the shareholders	PAN	Nos. of shareholders	No. of fully paid up equity shares held	Partly paid-up equity shares held	No. of shares under lying Depository Receipts	Total nos. shares held	Shareholding % calculated as per SCRR, 1957 As a % of (A+B+C 2)	Number of Voting Rights held in each class of securities				No. of Shares Underlying Outstanding convertible securities (including Warrants)	Shareholding, as a % assuming full conversion of convertible securities (as a % of diluted share capital)	Number of Locked in shares		Number of Shares pledged or otherwise encumbered		Number of equity shares held in dematerialised form
								No of Voting Rights			Total as a % of (A+B+C 2)			No. (a)	As a % of total Shares held (b)	No. (a)	As a % of total Shares held (b)	
								Class eg: X	Class eg: Y	Total								
(I)	(II)	(III)	(IV)	(V)	(VI)	(VII) = (IV)+(V) + (VI)	(VIII) As a % of (A+B+C 2)	(IX)				(X)	(XI) = (VII)+(X) as a % of (A+B+C2)	(XII)		(XIII)		(XIV)
VARIABLE PLAZA PVT LIMITED	AAACV8935A	1	24000	0	0	24000	5.00	24000	0	24000	5.00	0	5.00	0	0	0	0	24000
HIMATSINGKA CHEMICALS PVT LIMITED	AAACH6414N	1	200	0	0	200	0.04	200	0	200	0.04	0	0.04	0	0	0	0	200
Sub Total (A)(1)		11	314950	0	0	314950	65.61	314950	0	314950	65.61	0	65.61	0	0	0	0	314950
2 Foreign																		
(a) Individuals (Non-Resident Individuals / Foreign Individuals)		0	0	0	0	0	0.00	0	0	0	0.00	0	0.00	0	0	0	0	0
(b) Government		0	0	0	0	0	0.00	0	0	0	0.00	0	0.00	0	0	0	0	0

For PH TRADING LTD

 Director

Table II - Statement showing shareholding pattern of the Promoter and Promoter Group

Category & Name of the shareholders	PAN	Nos. of shareholders	No. of fully paid up equity shares held	Partly paid-up equity shares held	No. of shares underlying Depository Receipts	Total nos. shares held	Shareholding % calculated as per SCRR, 1957 As a % of (A+B+C 2)	Number of Voting Rights held in each class of securities				No. of Shares Underlying Outstanding convertible securities (including Warrants)	Shareholding, as a % assuming full conversion of convertible securities (as a % of diluted share capital)	Number of Locked in shares		Number of Shares pledged or otherwise encumbered		Number of equity shares held in dematerialised form
								No of Voting Rights			Total as a % of (A+B+C)			No. (a)	As a % of total Shares held (b)	No. (a)	As a % of total Shares held (b)	
								Class eg: X	Class eg: Y	Total								
(I)	(II)	(III)	(IV)	(V)	(VI)	(VII) = (IV)+(V)+(VI)	(VIII) As a % of (A+B+C 2)	(IX)				(X)	(XI) = (VII)+(X) as a % of (A+B+C2)	(XII)		(XIII)		(XIV)
(c) Institutions		0	0	0	0	0	0.00	0	0	0	0.00	0	0.00	0	0	0	0	0
(d) Foreign Portfolio Investor		0	0	0	0	0	0.00	0	0	0	0.00	0	0.00	0	0	0	0	0
(e) Any Other (Specify)		0	0	0	0	0	0.00	0	0	0	0.00	0	0.00	0	0	0	0	0
Sub Total (A)(2)		0	0	0	0	0	0.00	0	0	0	0.00	0	0.00	0	0	0	0	0
Total Shareholding Of Promoter And Promoter Group (A)= (A)(1)+(A)(2)		11	314950	0	0	314950	65.61	314950	0	314950	65.61	0	65.61	0	0	0	0	314950

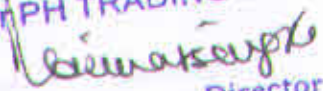
For PH TRADING LTD

 Director

Table II - Statement showing shareholding pattern of the Promoter and Promoter Group

Category & Name of the shareholders	PAN	Nos. of shareholders	No. of fully paid up equity shares held	Partly paid-up equity shares held	No. of shares underlying Depository Receipts	Total nos. shares held	Shareholding % calculated as per SCRR, 1957 As a % of (A+B+C 2)	Number of Voting Rights held in each class of securities			No. of Shares Underlying Outstanding convertible securities (including Warrants)	Shareholding, as a % assuming full conversion of convertible securities (as a % of diluted share capital)	Number of Locked in shares		Number of Shares pledged or otherwise encumbered		Number of equity shares held in dematerialised form
								No of Voting Rights		Total as a % of (A+B+C)			No. (a)	As a % of total Shares held (b)	No. (a)	As a % of total Shares held (b)	
								Class eg: X	Class eg: y								
(I)	(II)	(III)	(IV)	(V)	(VI)	(VII) = (IV)+(V)+(VI)	(VIII) As a % of (A+B+C 2)	(IX)			(X)	(XI) = (VII)+(X) as a % of (A+B+C2)	(XII)	(XIII)		(XIV)	

Details of Shares which remain unclaimed may be given here along with details such as number of shareholders, outstanding shares held in demat/unclaimed suspense account, voting rights which are frozen etc.

Note: (i) PAN would not be displayed on website of Stock Exchange(s).

(ii) The term 'Encumbrance' has the same meaning as assigned under regulation 28(3) of SEBI (Substantial Acquisition of Shares and Takeovers) Regulations, 2011.

For FH TRADING LTD

 Director

Table III - Statement showing shareholding pattern of the Public shareholder

Category & Name of the shareholders	PAN	No. of shareholders	No. of fully paid up equity shares held	Partly paid up equity shares held	No. of shares underlying Depository Receipts	Total nos. shares held	Shareholding % calculated as per SCRR, 1957 As a % of (A+B+C2)	Number of Voting Rights held in each class of securities				No. of Shares Underlying Outstanding convertible securities (including Warrants)	Shareholding as a % assuming full conversion of convertible securities (as a % of diluted share capital)	Number of Locked in shares		Number of Shares pledged or otherwise encumbered		Number of equity shares held in dematerialised form	
								No of Voting Rights			Total as a % of (A+B+C)			No. (a)	As a % of total Shares held (b)	No. (a)	As a % of total Shares held (b)		
								Class eg: X	Class eg: Y	Total									
(I)	(II)	(III)	(IV)	(V)	(VI)	(VII) = (IV)+(V)+(VI)	(VIII) As a % of (A+B+C2)	(IX)				(X)	(XI) = (VII)+(X) As a % of (A+B+C2)	(XII)		(XIII)		(XIV)	
1	Institutions																		
(a)	Mutual Fund		0	0	0	0	0	0	0	0	0	0	0	0	0	0	0	0	0
(b)	Venture Capital Funds		0	0	0	0	0	0	0	0	0	0	0	0	0	0	0	0	0
(c)	Alternate Investment Funds		0	0	0	0	0	0	0	0	0	0	0	0	0	0	0	0	0
(d)	Foreign Venture Capital Investors		0	0	0	0	0	0	0	0	0	0	0	0	0	0	0	0	0
(e)	Foreign Portfolio Investor		0	0	0	0	0	0	0	0	0	0	0	0	0	0	0	0	0
(f)	Financial Institutions / Banks		0	0	0	0	0	0	0	0	0	0	0	0	0	0	0	0	0
(g)	Insurance Companies		0	0	0	0	0	0	0	0	0	0	0	0	0	0	0	0	0
(h)	Provident Funds/ Pension Funds		0	0	0	0	0	0	0	0	0	0	0	0	0	0	0	0	0
(i)	Any Other (Specify)		0	0	0	0	0	0	0	0	0	0	0	0	0	0	0	0	0
	Sub Total (B)(1)		0	0	0	0	0	0	0	0	0	0	0	0	0	0	0	0	0
2	Central/ State Government/ President of India																		
	Sub Total (B)(2)		0	0	0	0	0	0	0	0	0	0	0	0	0	0	0	0	0
3	Non-Institutions																		
(a)	Individuals																		

For PH TRADING LTD
Waiwatsingh
 Director

Table III - Statement showing shareholding pattern of the Public shareholder.

Category & Name of the shareholders	PAN	No. of shareholders	No. of fully paid up equity shares held	Partly paid-up equity shares held	No. of shares underlying Depository Receipts	Total nos. shares held	Shareholding % calculated as per SCRR, 1957 As a % of (A+B+C2)	Number of Voting Rights held in each class of securities				No. of Shares Underlying Outstanding convertible securities (including Warrants)	Shareholding, as a % assuming full conversion of convertible securities (as a % of diluted share capital)	Number of Locked in shares		Number of Shares pledged or otherwise encumbered		Number of equity shares held in dematerialised form
								No of Voting Rights			Total as a % of (A+B+C)			No. (a)	As a % of total Shares held (b)	No. (a)	As a % of total Shares held (b)	
								Class eg: X	Class eg: Y	Total								
(i)	(ii)	(iii)	(iv)	(v)	(vi)	(vii) = (iv)+(v)+(vi)	(viii) As a % of (A+B+C2)	(ix)				(x)	(xi) = (vii)+(x) As a % of (A+B+C2)	(xii)		(xiii)		(xiv)
I. Individual shareholders holding nominal share capital up to Rs. 2 lakhs.		34	96740	0	0	96740	20.15	96740	0	96740	20.15	0	20.15	0	0	0	0	20300
HITESH KUMAR PODDAR	AFKPP8960M	1	18000	0	0	18000	3.75	18000	0	18000	3.75	0	3.75	0	0	0	0	0
VIVEK KUMAR PODDAR	AEQPP5412F	1	18000	0	0	18000	3.75	18000	0	18000	3.75	0	3.75	0	0	0	0	0
CHITTARMAL AGARWAL	ADAPA2588G	1	10000	0	0	10000	2.08	10000	0	10000	2.08	0	2.08	0	0	0	0	0
BASANT KUMAR PODDAR	AFPPP4581D	1	9000	0	0	9000	1.88	9000	0	9000	1.88	0	1.88	0	0	0	0	0
KUSUM PODDAR	AGAPP0996N	1	9000	0	0	9000	1.88	9000	0	9000	1.88	0	1.88	0	0	0	0	0
RANI AGARWAL	ACXPA1109R	1	6000	0	0	6000	1.25	6000	0	6000	1.25	0	1.25	0	0	0	0	0

For PH TRADING LTD
(Signature)
 Director

Table III - Statement showing shareholding pattern of the Public shareholder

Category & Name of the shareholders	PAN	No. of shareholders	No. of fully paid up equity shares held	Partly paid-up equity shares held	No. of shares underlying Depository Receipts	Total nos. shares held	Shareholding % calculated as per SCRR, 1957 As a % of (A+B+C2)	Number of Voting Rights held in each class of securities			No. of Shares Underlying Outstanding convertible securities (including Warrants)	Shareholding, as a % assuming full conversion of convertible securities (as a % of diluted share capital)	Number of Locked in shares		Number of Shares pledged or otherwise encumbered		Number of equity shares held in dematerialised form	
								No of Voting Rights					Total as a % of (A+B+C)	No. (a)	As a % of total Shares held(b)	No. (a)		As a % of total Shares held (b)
								Class eg: X	Class eg: Y	Total								
(i)	(ii)	(iii)	(iv)	(v)	(vi)	(vii) = (iv)+(v)+(vi)	(viii) As a % of (A+B+C2)	(ix)			(x)	(xi) = (vii)+(x) As a % of (A+B+C2)	(xii)		(xiii)		(xiv)	
B P YADUKA HUF	AACHB1883J	1	20000	0	0	20000	4.17	20000	0	20000	4.17	0	4.17	0	0	0	0	20000
ii. Individual shareholders holding nominal share capital in excess of Rs. 2 lakhs.		3	68310	0	0	68310	14.23	68310	0	68310	14.23	0	14.23	0	0	0	0	23710
BASUDEO PRASAD YADUKA	AAMPY3543J	1	23200	0	0	23200	4.83	23200	0	23200	4.83	0	4.83	0	0	0	0	0
GHANSHYAM DAS YADUKA	AAMPY2199Q	1	21400	0	0	21400	4.46	21400	0	21400	4.46	0	4.46	0	0	0	0	0
AVINASH YADUKA	AAXPY3419N	1	23710	0	0	23710	4.94	23710	0	23710	4.94	0	4.94	0	0	0	0	23710
(b) NBFCs registered with RBI		0	0	0	0	0	0	0	0	0	0	0	0	0	0	0	0	0
(c) Employee Trusts		0	0	0	0	0	0	0	0	0	0	0	0	0	0	0	0	0

For PH TRADING LTD
Vaswanti
 Director

Table III - Statement showing shareholding pattern of the Public shareholder

Category & Name of the shareholders	PAN	No. of shareholders	No. of fully paid up equity shares held	Partly paid-up equity shares held	No. of shares underlying Depository Receipts	Total nos. shares held	Shareholding % calculated as per SCRR, 1957 As a % of (A+B+C2)	Number of Voting Rights held in each class of securities			No. of Shares Underlying Outstanding convertible securities (including Warrants)	Shareholding ; as a % assuming full conversion of convertible securities (as a % of diluted share capital)	Number of Locked in shares		Number of Shares pledged or otherwise encumbered		Number of equity shares held in dematerialised form	
								No of Voting Rights					Total as a % of (A+B+C)	No. (a)	As a % of total Shares held(b)	No. (a)		As a % of total Shares held (b)
								Class eg: X	Class eg: Y	Total								
(I)	(II)	(III)	(IV)	(V)	(VI)	(VII) = (IV)+(V)+(VI)	(VIII) As a % of (A+B+C2)	(IX)			(X)	(XI) = (VII)+(X) As a % of (A+B+C2)	(XII)		(XIII)		(XIV)	
(d) Overseas Depositories(holding DRs) (balancing figure)		0	0	0	0	0	0	0	0	0	0	0	0	0	0	0	0	0
(e) Any Other (Specify)		0	0	0	0	0	0	0	0	0	0	0	0	0	0	0	0	0
Sub Total (B)(3)		37	165050	0	0	165050	34.39	165050	0	165050	34.39	0	34.39	0	0	0	0	44010
Total Public Shareholding (B) = (B)(1)+(B)(2)+(B)(3)		37	165050	0	0	165050	34.39	165050	0	165050	34.39	0	34.39	0	0	0	0	44010

For PH TRADING LTD
Vasanthakumari
 Director

Table IV - Statement showing shareholding pattern of the Non Promoter- Non Public shareholder

Category & Name of the shareholders	PAN	Nos. of shareholders	No. of fully paid up equity shares held	Partly paid-up equity shares held	No. of shares underlying Depository Receipts	Total nos. shares held	Shareholding % calculated as per SCRR, 1957 As a % of (A+B+C2)	Number of Voting Rights held in each class of securities			No. of Shares Underlying Outstanding convertible securities (including Warrants)	Shareholding, as a % assuming full conversion of convertible securities (as a percentage of diluted share capital)	Number of Locked in shares		Number of Shares pledged or otherwise encumbered		Number of equity shares held in dematerialised form	
								No of Voting Rights					Total as a % of (A+B+C)	No. (a)	As a % of total Shares held (b)	No. (a)		As a % of total Shares held (b)
								Class eg: X	Class eg: Y	Total								
(I)	(II)	(III)	(IV)	(V)	(VI)	(VII) = (IV)+(V)+(VI)	(VIII) As a % of (A+B+C2)	(IX)			(X)	(XI) = (VII)+(X) As a % of (A+B+C2)	(XII)		(XIII)		(XIV)	
1	Custodian/DR Holder		0	0	0	0	0	0	0	0	0	0	0	0	0	0	0	
2	Employee Benefit Trust (under SEBI (Share based Employee Benefit) Regulations, 2014)		0	0	0	0	0	0	0	0	0	0	0	0	0	0	0	
	Total Non-Promoter- Non Public Shareholding (C) = (C1)+(C2)		0	0	0	0	0	0	0	0	0	0	0	0	0	0	0	

Note:

(1) PAN would not be displayed on website of Stock Exchange(s).

(2) The above format needs to disclose name of all holders holding more than 1% of total number of shares

(3) W.r.t. the information pertaining to Depository Receipts, the same may be disclosed in the respective columns to the extent information available and the balance to be disclosed as held by custodian.

For PH TRADING LTD

Sanjay Singh

Director